



Webinar – 12<sup>th</sup> March 2026

# Streamline, Automate, Succeed: Financial Reporting for Operational Excellence

Financial Reporting for Operational Excellence



More: <https://sibasi.academy>

# Housekeeping



## Recording

This session will be recorded and once our marketing team has worked their magic, it'll be sent to your inboxes within 6 business days.



## Q&A

Ask questions throughout the presentation using the Q&A feature within Teams.

# Human labor is reaching its limits

## Capacity Gap

**80%**

of global  
workers agreed  
they lacked  
enough time/  
energy to do  
their work

**53%**

of leaders  
agreed  
productivity  
must increase

# What to expect in 2026 in Tech Sector



## Copilot

Every employee  
has a Copilot




## Agents

Every organization  
process transformed by  
agents

# Evolving organizational automations with AI

Before 2023

Knowledge workers



2023–2025

Knowledge workers + Copilot



2026

Knowledge workers with Copilot managing Agents





Copilot is a **force multiplier**.  
AI does a lot of the heavy  
lifting so the people we help  
don't fall between the cracks


Joel Ramjohn

President, Agape Source



# What are agents?

Agents use AI to automate and execute business processes, working alongside or on behalf of a person, team or organization




← Agents vary complexity and capabilities depending on your need →

Example


# Autonomous

## HOW IT WORKS

1 - Trigger



2 - Instructions



3 - Plan



4 - Outcome

Agent automatically reacts to triggers








When a new email arrives  
Office 365 Outlook



Agent follows your instructions

- You are an agent that helps to evaluate and staff incoming engagement requests from clients.
- First, analyze the incoming email to extract key client details. Verify the engagement information and confirm the industry sector. Assess historical data and identify the required expertise. Assign a suitable partner and notify them. Log the engagement details and inform the engagement director.

Agent completes the ask using your data and knowledge

-  Engagement staffing logic
-  Submit engagement
-  Send an email
-  Retrieve partner
-  Message in Copilot



Agent generates a response



Agent

You have been assigned to a new engagement requiring your expertise in Technology Solutions.





## Core Areas

for a *Frontier Firm* in this era



### Deliver more effectively

Improve field visibility, streamline workflows, and use data to maximize impact across diverse and often distributed teams



### Better Stakeholder Engagement

Connect with your stakeholders and meet expectations, improve field visibility, streamline workflows, and use data to maximize impact and achievement of your goals



### Operational Efficiency & Security

Strengthen internal systems with secure, modern, and cost-effective tools that support compliance and resilience despite infrastructure constraints

# Becoming Frontier

## Success framework



Enrich  
employee  
experiences



Reinvent  
customer  
engagement



Reshape  
business  
processes



Bend the  
curve on  
innovation



# Microsoft Fabric



Data  
Factory



Real-Time  
Intelligence



Databases



Analytics



Industry  
Solutions



Power BI



Partner  
solutions



Copilot in Fabric



OneLake



Microsoft Purview

# Copilot in Power BI

Unlock the full potential of your data

52%

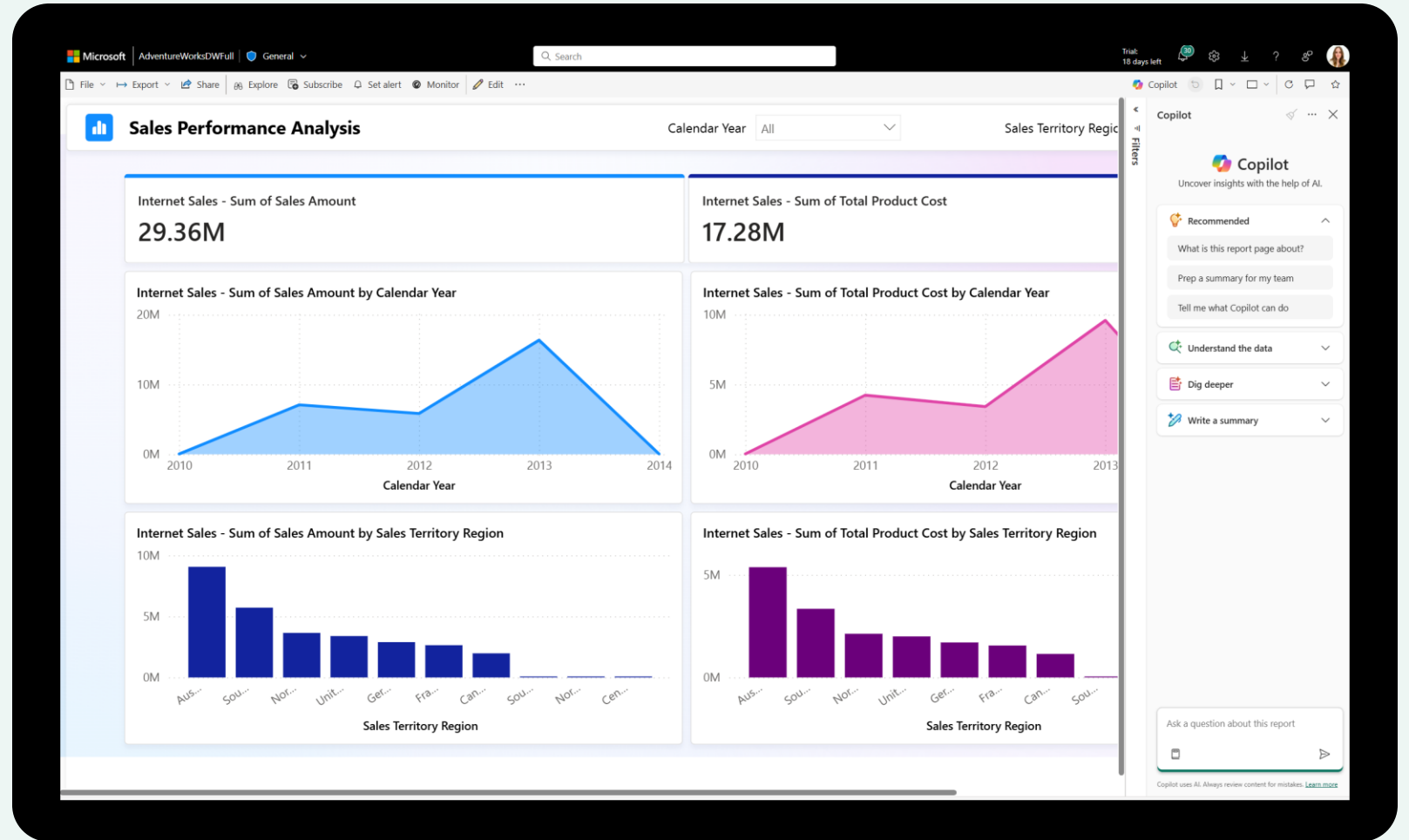
Copilot users completed tasks faster

36%

Copilot users completed tasks more accurately

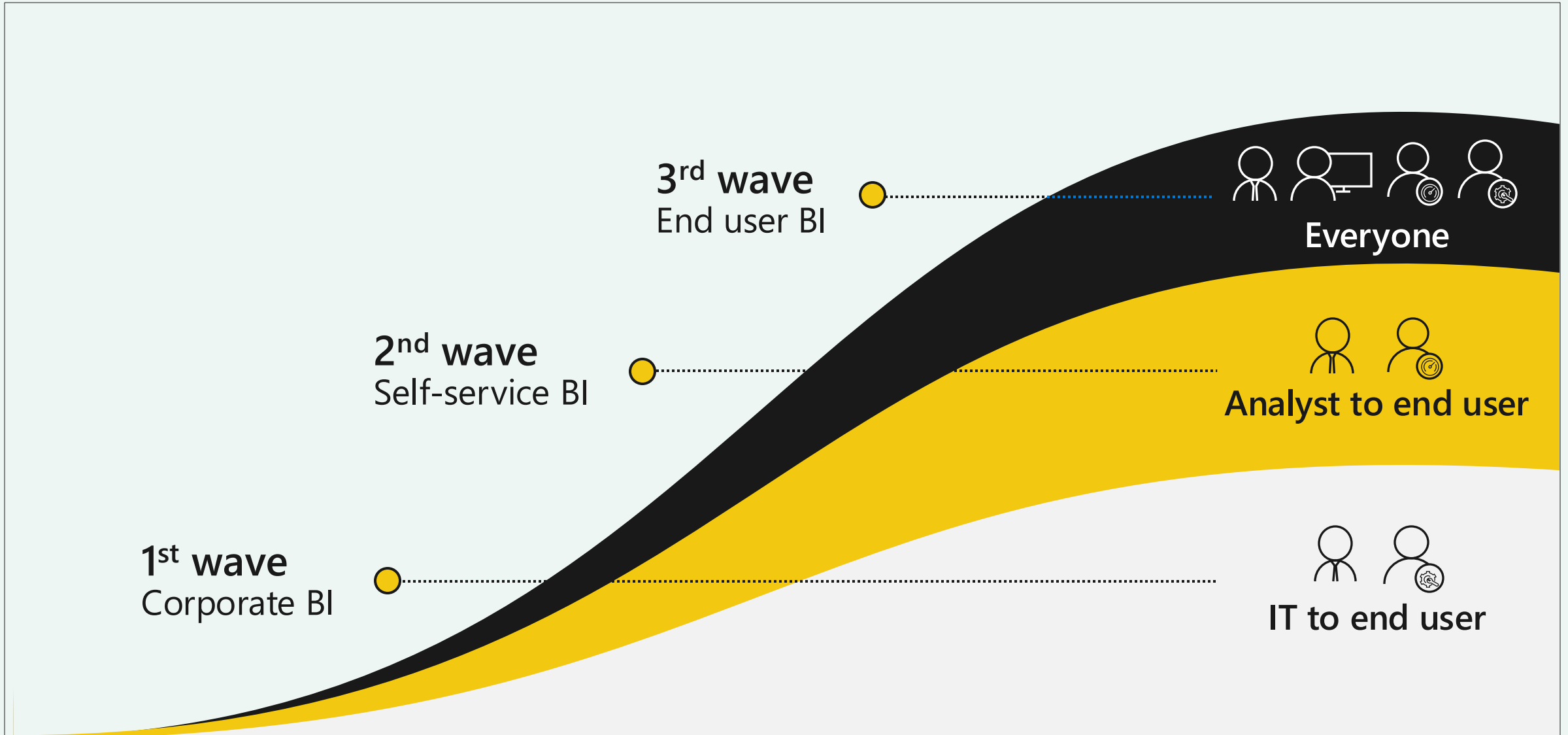
90%

Copilot users surveyed were likely to continue to adopt

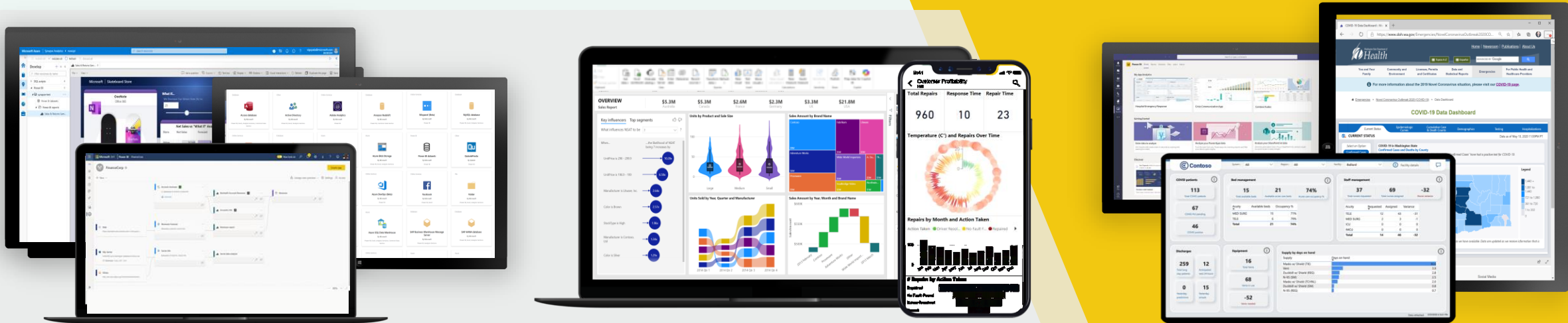


SOURCE: Based randomized control trial conducted with n=209 users by Microsoft Corporation in October 2024 that measured four common metrics associated with the consumption experience of Copilot in Power BI, in Microsoft Fabric and compared it to users that did not use Copilot. Qualitative sentiment gathered upon task completion. Actual results may vary.

# The Evolution of Business Intelligence



# Power BI



## All Data

Break down data silos and enrich your data with intelligence

## For Everyone

Create rich-interactive data experiences with AI infused insights

## For Every Decision

Integrate trusted and secure BI into the fabric of your organization and apps

**Power BI drives a data culture for everyone and every decision**

# Why Power BI?



Power BI Desktop is free



Real time dashboards and interactive reports



Natural Language query & AI insights



Custom visualizations and custom connectors



Integration with Excel, Power Point, SharePoint and Teams

# Power BI Essentials Walkthrough



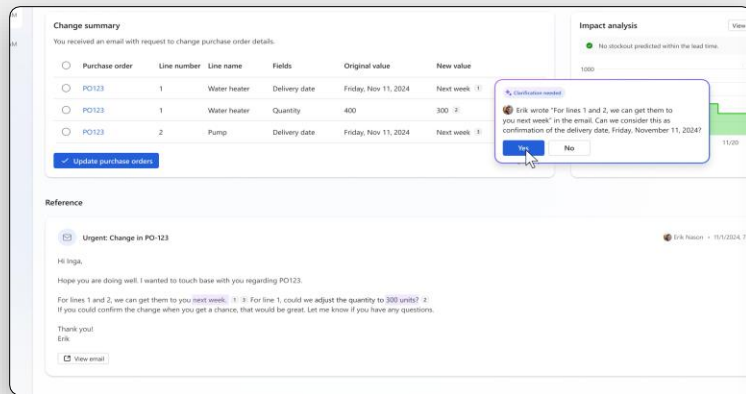
Didi Kashemwa– Certified Power platform solution architect



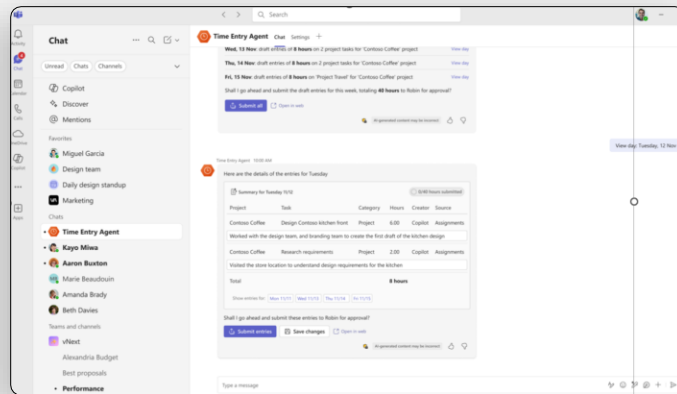


# Let us help you find the right solution

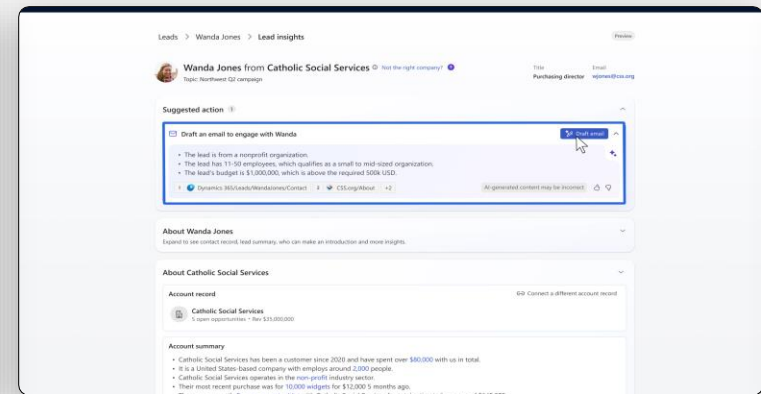
Business Processes  
Automation



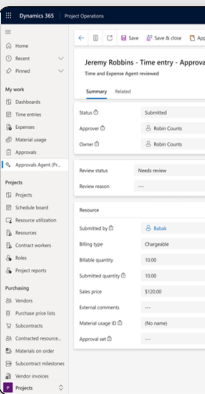
Board Management  
eBoard



Memo Management  
Smart Memo



Report



←..... Solutions vary in levels of complexity and capabilities depending on your need .....→

# About Us



## Who we are

*About us*

## Our Mission

***Services. Solutions. Success***

## Our Services & Solutions

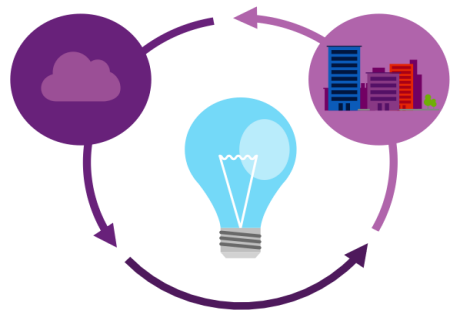
*What we can do for you*

## Partners & Clients

*For your success!*



We are an  
**AI-Native & Innovative  
Technology Company**



Passionate about  
delivering **Excellence  
and Quality**



With **Services and  
Solutions** provided at  
digital-era **velocity**



**empowering** you to  
achieve measurable  
**Success & Impact!**



# Our Mission



Who we are

**Our Mission**

Our Services & Solutions

Partners & Clients

*About us*

*Services. Solutions. Success!*

*What we can do for you*

*For your success!*



Our mission... is at the heart of our name



S

Services and Solutions

I

Invested and Integrated into your

B

Business, for you to

A

Achieve your

S

Success and

I

Impact.

Our Values:



# Our Partners



Who we are  
*About us*

Our Mission  
*Services. Solutions. Success*

**Our Services & Solutions**  
*What we can do for you*

Clients & Testimonials  
*For your success!*



The image shows the Sibasi logo, which consists of three horizontal blue bars of varying lengths to the left of the word "Sibasi" in a blue sans-serif font. To the right of the logo is a vertical purple line, followed by the text "Gold Microsoft Partner" in a grey sans-serif font. Below this text is the Microsoft logo (four colored squares) and the word "Microsoft" in a smaller grey font.



The image shows the Microsoft logo (four colored squares) to the left of the text "Microsoft Solutions Partner" in a grey sans-serif font.

<https://siba.si/appsource>

The image shows the Microsoft logo (four colored squares) to the left of the text "Microsoft Premier Partner" in a white sans-serif font, all contained within a purple rectangular box.

The image shows the AWS logo (a cloud shape with "aws" inside) to the left of the text "Partner" in a white sans-serif font, all contained within a purple rectangular box.

The image shows the Google logo (multi-colored text) to the left of the text "Partner" in a white sans-serif font, all contained within a purple rectangular box.

# Our Services & Solutions



## Powering the AI Digital Age



### Intelligent Business Platforms



Board Management



Smart Memo



CRM, ERP Solutions



M&E and Reporting



### Microsoft Digital Transformation



Enterprise Systems



Productivity Systems



Business Process Automation



Robotics & Data Analytics Systems



### Advisory, Consulting & Support



24/7 Support & Managed IT Services



Training Services & Capacity Building



IT Strategy & Roadmap



Security Assessments



Infrastructure Management


# Q&A

## Thank You

[success@sibasi.ltd](mailto:success@sibasi.ltd)

+(254) 780 SIBASI

[www.sibasi.com](http://www.sibasi.com)





# Thank you!

Contact Us

[www.sibasi.com](http://www.sibasi.com) | +254 780 SIBASI